

4-Wheel Drive SPECIFICATIONS

ELECTRICAL SYSTEM

- Power Requirements
- 12V – DC

BOOM, SAW HEAD, WINCH & PUSH BLADE

- Boom Construction – High-tensile, non-conductive fiberglass
- Saw Blade Diameter – 24 inches (610 mm)
- Saw Blade RPM – 3200 RPM
- Push Blade – 8 feet wide, hydraulically powered
- Winch – 20,000 lb winch (9072 kg); 150 feet (45.7 m) of 5/8 inch (16 mm) cable included with chain and hook

OPERATIONAL CAPACITIES

- Maximum Cutting height – 75 feet (22.9 m)
- Rotation – 360° on turntable
- Rotation – 180° on boom
- Controls – Joysticks, Foot Travel Pedal and Service Brake

PHYSICAL SPECIFICATIONS

- Traveling Length – 41 feet 6 inches (12.65 m)

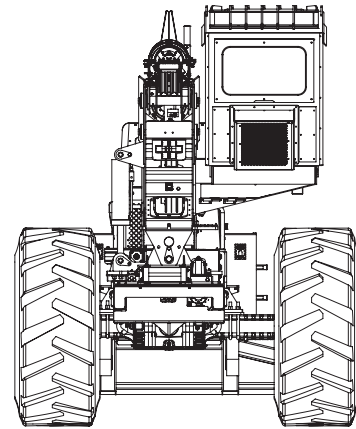
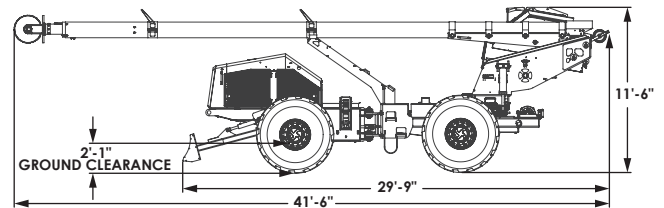
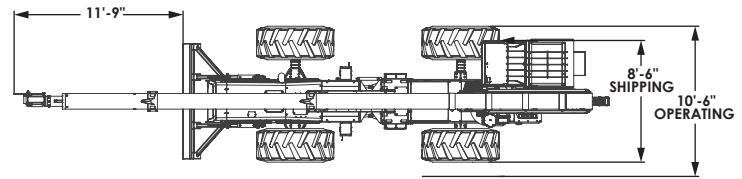
	4-Wheel Drive Model (Standard Tire Size – 28L x 26)
Undercarriage	Articulation
Weight	24,820 lbs (11,260 Kg) Full Wet Weight
Ground Pressure	6.7 PSI (0.46 Bar)
Width	Transport – 8 feet 6 inch (2.62 m) Operating – 10 feet 4 inch (3.15 m)
Carrier Length	25 ft (7.62 m)
Height	11 feet 6 inch (3.51 m)

ADDITIONAL TIRE SIZES AVAILABLE:

Tire Size	Ground Pressure
23.1 x 26	8.2 PSI* (0.56 Bar)
67 x 3400 x 26	9.1 PSI* (0.63 Bar)
66 x 4300 x 25	5.3 PSI* (0.36 Bar)

*Ground pressure @ 3" penetration and manufacturer recommended tire pressure

4-Wheel Drive SPECIFICATIONS



JARRAFF
Industries, Inc.

JARRAFF.COM | 800-767-7112

