

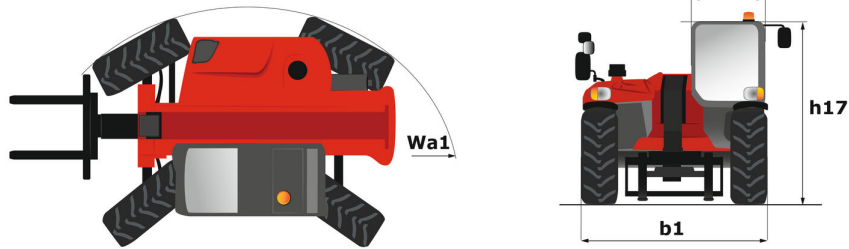
Technical sheet :

MT 420 H



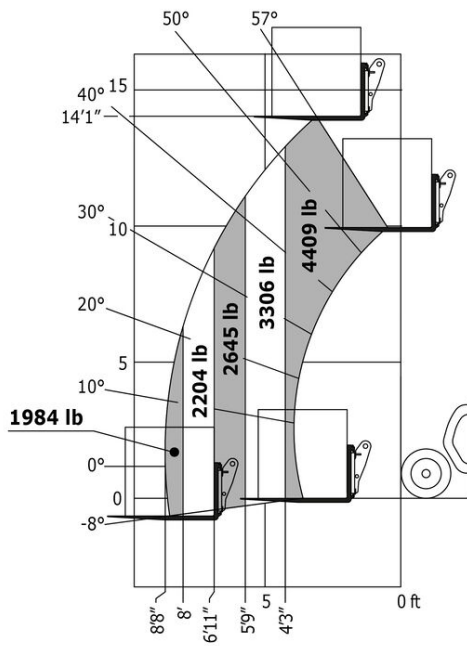
Capacities		Imperial
Max. capacity		4409 lb
Max. lifting height		14 ft 3 in
Max. outreach		8 ft 8 in
Breakout force with bucket		1886 daN
Weight and dimensions		
Overall length to carriage	l11	11 ft 11 in
Overall width	b1	4 ft 11 in
Overall height	h17	6 ft 6 in
Wheelbase	y	7 ft
Ground clearance	m4	9 in
Overall cab width	b4	2 ft 7 in
Tilt-up angle	a4	12 °
Tilt-down angle	a5	116 °
External turning radius (over tyres)	Wa1	9 ft 9 in
Unladen weight (with forks)		9237 lb
Tyres type		Pneumatic
Standard tyres		Camso SKS-532 - 12 - 16.5-12PR
Forks length / width / section	l / e / s	47 in x 5 in / 2 in
Performances		
Lifting		5 s
Lowering		3.50 s
Extension		4.80 s
Retraction		3 s
Crowd		3.30 s
Dump		2.70 s
Engine		
Engine brand		Kubota
Engine norm		Stage V
Engine model		2607-CR-E5
Number of cylinders / Capacity of cylinders		4 - 160 in ³
I.C. Engine power rating - Power (kW)		57 Hp / 42 kW
Max. torque / Engine rotation		174 Nm @ 1600 rpm
Drawbar pull (Laden)		2850 daN
Transmission		
Transmission type		Hydrostatic
Number of gears (forward / reverse)		2 / 2
Max. travel speed		15 mi/h
Parking brake		Automatic Negative Hand-brake
Service brake		Disk brake on the cadran shaft
Hydraulics		
Hydraulic pump type		Gear pump
Hydraulic flow / Pressure		77.40 l/min / 3408 PSI
Tank capacities		
Engine oil		3 US gal
Hydraulic oil		18 US gal
Fuel tank		16 US gal
Noise and vibration		
Noise at driving position (LpA)		76 dB
Noise to environment (LWA)		104 dB
Vibration on hands/arms		< 2.50 m/s ²
Miscellaneous		
Steering wheels (front / rear)		2 / 2
Drive wheels (front / rear)		2 / 2
Safety / Safety cab homologation		Standard EN 15000 / ROPS - FOPS cab (level 1)
Controls		JSM


MT 420 H - Dimensional drawing



MT 420 H - Load chart

Machine on tyres with forks Imperial





Siège Social

430 rue de l'Aubinière - 44150 Ancenis Cedex - France

Tel: +33(0)2 40 09 10 11 - Fax: +33 (0)2 40 09 10 97

www.manitou.com



This brochure describes versions and configuration options for Manitou products which may be fitted with different equipment. The equipment described in this brochure may be standard, optional or not available depending on version. Manitou reserves the right to change the specifications shown and described at any time and without prior warning. The manufacturer is not liable for the specifications given. For more information, contact your Manitou dealer. Non-contractual document. Product descriptions may differ from actual products. List of specifications is not comprehensive. The logos and visual identity of the company are the property of Manitou and may not be used without authorisation. All rights reserved. The photos and diagrams contained in this brochure are provided for information only.

MANITOU BF SA - Limited company with board of directors - Share capital: 39,668,399 euros - 857 802 508 RCS Nantes