

Technical sheet :

MLA 6-65 H-Z



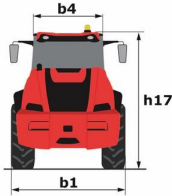
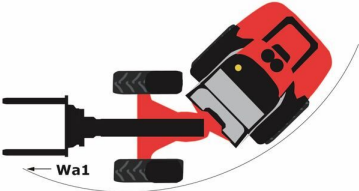
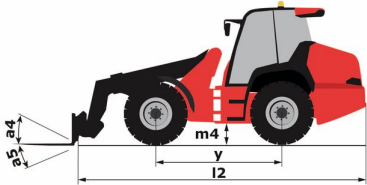
Capacities		Imperial
Static tipping load with bucket (straight)		6409 lb
Static tipping load with bucket (full tum)		4916 lb
Static tipping load with forks (straight)		4980 lb
Static tipping load with forks (full tum)		3920 lb
Max. height of bucket pivot point	h35	10 ft 11 in
Max. lifting height (below forks)	h3	10 ft 3 in
Breakout force with bucket		5743 daN
Weight and dimensions		
Unladen weight (with forks) with 4-post canopy		9149 lb
Unladen weight (with forks)		9500 lb
Overall length to carriage (without hitch)	l3	14 ft
Wheelbase	y	0 in
Overall width of 4 posts canopy	b22	4 ft 2 in
Overall cab width	b4	4 ft 2 in
Overall width (over tyres)	b1	5 ft 5 in
Overall height with FOPS removed and ROPS folded	h36	6 ft 6 in
Overall height with 4 posts canopy	h38	8 ft 1 in
Overall height with cab	h17	8 ft 1 in
Tilt-up angle	a4	45 °
Tilt-down angle	a5	45 °
Articulation angle		45 °
Ground clearance	m4	1 ft 3 in
Engine		
Engine brand		Yanmar
Engine model		4TNV98CT_PGWL1
Environmental norm		Stage 3B
Number of cylinders / Capacity of cylinders		4 - 201 in³
I.C. Engine power rating / Power (kW)		65 Hp / 48.50 kW
Max. torque / Engine rotation		280 Nm / 1560 rpm
Engine cooling system		2 radiators water + hydraulic oil
Transmission		
Transmission type		Hydrostatic
Number of gears (forward / reverse)		2 / 2
Max. travel speed (may vary according to applicable regulations)		19 mi/h
Travel speed (laden)		12 mi/h
Differential lock		Machine Lock Rear & front
Parking brake		Manual
Hydraulics		
Hydraulic pump type		Gear pump
Hydraulic flow - Pressure		70 l/min / 2901 PSI
High-Flow Option (l/min)		100 l/min
Drive hydraulic system pressure		6092 PSI
Tank capacities		
Hydraulic oil		20 US gal
Fuel tank		25 US gal
Noise and vibration		
Vibration to whole hand/arm		< 2.50 m/s²
Miscellaneous		
Safety cab homologation		ROPS - FOPS cab (level 1)

Options / Finishing

S : Standard / O : Optional / - : Not available

	Essential	Classic	Premium
Lifting function			
Boom suspension	O	O	S
Hydraulic attachment locking	S	-	S
Operator station			
Adjustable and telescopic steering column	S	S	S
Air suspension seat	-	O	S
Canopy	S	-	-
Closed cab with heating	-	S	S
Floor mat	S	S	S
Tuner car radio (50 W)	-	S	S
Motorization/Power			
Attachment hydraulic line	S	S	S
Continuous flow hydraulics	S	S	S
Hand throttle	S	S	S
Self cleaning air prefilter	S	S	S
Speed control	O	O	S
Third speed	O	O	S
Lighting			
Complete road lighting	O	S	S
Flat Led Rotating Beacon	O	O	O
Front and rear LED work lights on cab (x4 : 2 front + 2 rear)	O	O	S
Front and rear work lights on cab (x4: 2 front + 2 rear)	S	S	-

MLA 6-65 H-Z - Dimensional drawing





Siège Social

430 rue de l'Aubinière - 44150 Ancenis Cedex - France

Tel: +33(0)2 40 09 10 11 - Fax: +33 (0)2 40 09 10 97

www.manitou.com



This brochure describes versions and configuration options for Manitou products which may be fitted with different equipment. The equipment described in this brochure may be standard, optional or not available depending on version. Manitou reserves the right to change the specifications shown and described at any time and without prior warning. The manufacturer is not liable for the specifications given. For more information, contact your Manitou dealer. Non-contractual document. Product descriptions may differ from actual products. List of specifications is not comprehensive. The logos and visual identity of the company are the property of Manitou and may not be used without authorisation. All rights reserved. The photos and diagrams contained in this brochure are provided for information only.

MANITOU BF SA - Limited company with board of directors - Share capital: 39,668,399 euros - 857 802 508 RCS Nantes