

SCREEN MACHINE™ 514TS SPYDER SCREEN PLANT

AMERICAN-MADE INNOVATION SINCE 1966



SECONDARY SCREEN SUPERSTARS!

- 2-Deck And 3-Deck Options Available
- Proven Productivity And Dependability
- Patented Smooth Start® Technology

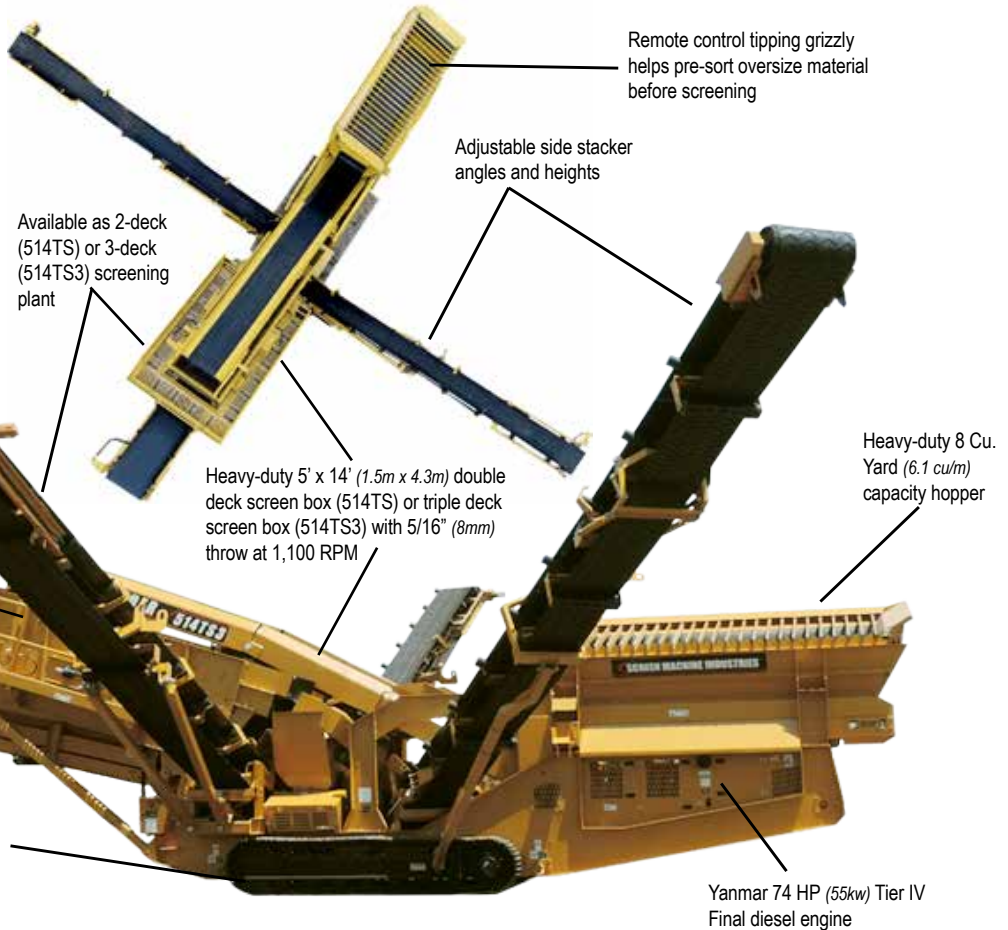
514TS SPECIFICATIONS

Height	11'-6"	3.51m
Length	52'-1"	15.86m
Width	9'-10"	3.0m
Total Weight	52,000 lbs.	23,586Kg

514TS3 SPECIFICATIONS

Height	11'-6"	3.51m
Length	52'-2"	15.90m
Width	10'-11"	3.33m
Total Weight	59,000 lbs.	26,762Kg

Smooth Start® Technology (Patent #6,669,026) prolongs machine and component life by eliminating violent shaking during warmup and shutdown



Remote control tipping grizzly helps pre-sort oversize material before screening

Adjustable side stacker angles and heights

Available as 2-deck (514TS) or 3-deck (514TS3) screening plant

Heavy-duty 5' x 14' (1.5m x 4.3m) double deck screen box (514TS) or triple deck screen box (514TS3) with 5/16" (8mm) throw at 1,100 RPM

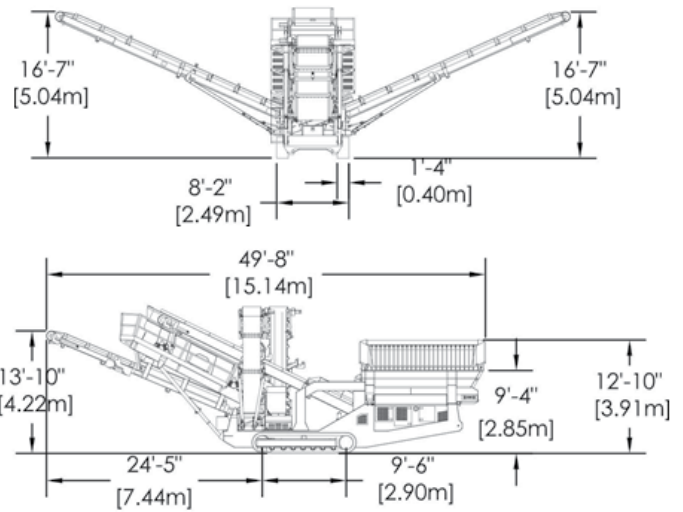
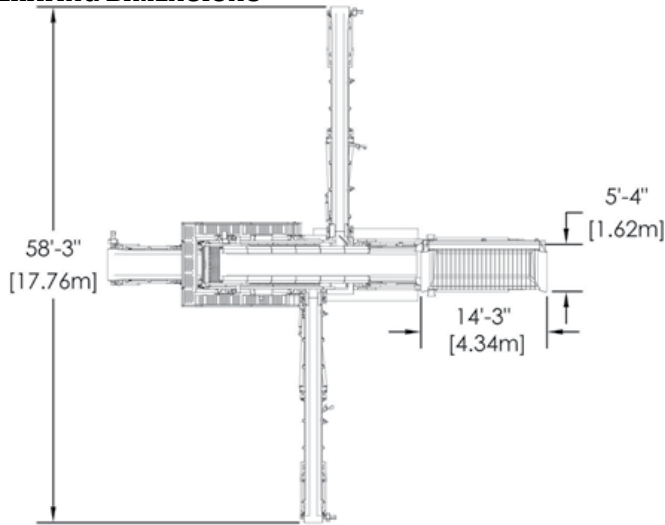
Heavy-duty 8 Cu. Yard (6.1 cu/m) capacity hopper



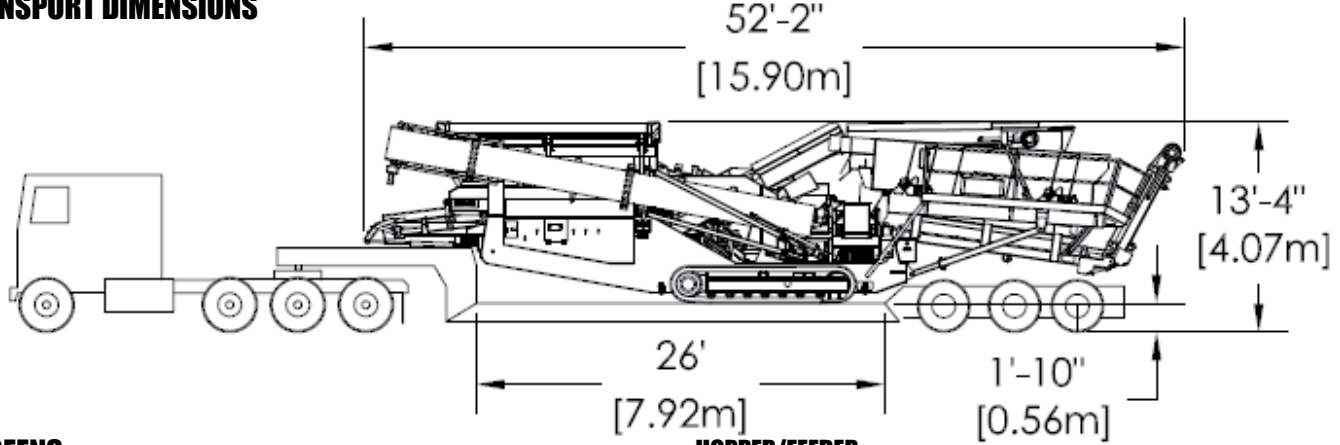
Heavy-duty tracked undercarriage with easy-to-use wireless remote control, for quick and efficient set-up and operation

Yanmar 74 HP (55kw) Tier IV Final diesel engine

OPERATING DIMENSIONS



TRANSPORT DIMENSIONS



SCREENS

- 5'-0" x 14'-0" (1.5m x 4.3m) top deck, middle deck (514TS3 only)
- 5'-0" x 12'-0" (1.5m x 3.7m) bottom deck
- Double-deck, two-bearing screen
- Double deck adjustable screen angle (4 operating positions)
- 1/4" (6.35 mm) US-made grade 80 steel screen box walls
- Smooth Start® Technology (US Patent #6,669,026)
- Fines conveyor splits from screen box for easy maintenance
- Top deck side tension wire screen cloth (included)
- Bottom deck end tension wire cloth or harp deck screens (included)

POWER SYSTEMS and CONTROLS

- Yanmar® 74 HP (55kw) Tier IV Final diesel engine
- 75 gallon (284L) fuel tank with lockable fuel cap
- 125 gallon (473L) baffled hydraulic tank
- Oilair® hydraulic oil cooler
- Lockable control panels, toolbox
- Four (4) emergency stops plus (1) stop button on wireless remote
- Wireless remote control operation and travel up to 300' (91m)

UNDERCARRIAGE

- Heavy-duty tracks with 8" (203mm) ground clearance
- 15.7" (400mm) shoe width w/outside track dimension of 8'-2" (2.49m)
- Sealed and lubricated pins and bushings

HOPPER/FEEDER

- 1/4" (6.35mm) thick steel side walls
- 9 7/8" (251mm) center-to-center spacing on idlers
- 5" (127mm) diameter center idler cans
- 42" (1,067mm) wide 3 ply 330 PIW belt
- Hydraulic motor drive with 12" (305mm) lagged head pulley
- Low feed height - 9'-4" (2.8m) without grizzly
- Feed height of 12'-10" (3.91m) at high side of grizzly (3 height settings)
- 8 Cu. Yard (6.1 Cu. Meter) hopper capacity
- Feed opening 13'-0" x 5'-0" (4m x1.5m) without grizzly
- Feed opening 14'-0" x 5'-0" (4.3m x1.5m) with grizzly
- Variable speed feeder belt
- Feed Match: 3-4 yd³ loader or 1-3 yd³ excavator

MAIN/DISCHARGE WINDROW CONVEYORS

- 42" (1,067mm) main belt raises from screen box for maintenance
- Oversize and midsize discharge belts are cleated and variable speed
- 16'-6" (5.04m) oversize discharge height (24" (610mm) Belt Width)
- 13'-10" (4.22m) fines discharge height (42" (1,067mm) Belt Width)
- 16'-6" (5.04m) midsize discharge height (24" (610mm) Belt Width)
- 16'-6" (5.04m) small Mids (514TS3 only) (24" (610mm) Belt Width)
- Side discharge belt angles: 18°, 21°, 24°
- Fines belt adjustable up to 23°
- All belts feature standard guide idlers for centered belt tracking

514TS

Height	Length	Width	Weight	Conveyor Widths			Discharge Heights			Engine	Tracks	Fuel Capacity	Hydraulic Capacity		
				Top Deck	Bottom Deck	Fines	Oversize	Midsize	Fines						
11'-6" 3.51m	47'-6" 14.48m	9'-11" 2.9m	59,000lbs 26,762kgs	5'-0"x16'-0" x4.88m	5'-0"x14'-0" x4.27m	48" 1,219mm	24" 610mm	36" 914mm	9'-4" 2.84m	13'-0" 3.96m	12'-6" 3.81m	Cat C4.4 110 HP 82kw	20" wide 500mm	75gal 284L	120gal 454L

514TS3

Height	Length	Width	Weight	Conveyor Widths			Discharge Heights			Engine	Tracks	Fuel Capacity	Hydraulic Capacity				
				Top Deck	Bottom Deck	Fines	Oversize	Lg Mids	Sm Mids					Fines			
11'-6" 3.51m	47'-6" 14.48m	9'-11" 2.9m	59,000lbs 26,762kgs	5'-0"x16'-0" x4.88m	5'-0"x14'-0" x4.27m	48" 1,219mm	24" 610mm	24" 610mm	36" 914mm	9'-4" 2.84m	13'-0" 3.96m	16'-6" 5.04m	12'-6" 3.81m	Cat C4.4 110 HP 82kw	20" wide 500mm	75gal 284L	120gal 454L